

# aero-trim



## THE HANDS-OFF AILERON TRIM CONTROL SYSTEM

### • AERO-TRIM

Aero-Trim is an electrically operated aileron trim control that you can regulate while in flight. It keeps your airplane level, on course, corrects for changing in-flight loads and eliminates the fatigue caused by holding constant pressure on the controls. Now you can fly HANDS OFF... airline style!

### • SAVES FUEL

High fuel costs are threatening your flying! It is imperative you get maximum fuel economy NOW. A properly trimmed plane can save approximately 12% of your fuel money. An Aero-Trim pays for itself continually. RULE: Save money; straighten up and fly right.

### • INCREASES AIRSPEED

A cross-controlled aircraft loses speed. Aero-Trim provides the right trim where and when you need it. Remember, rudder trim is used only during take off to counteract propeller torque. Using rudder trim alone to maintain your compass heading cross-controls your airplane. RULE: Always trim for perfectly coordinated flight.

### • FLY HANDS OFF

Does your airplane tend to drift off course when you release the controls? Until the advent of Aero-Trim you lacked the trim capability of lifting that heavy wing. Now you can simply use your Aero-Trim to toggle-in the necessary aileron trim to keep you straight and level and on course. The attractive and unique Indicator tells you at a glance both the tab position and the resulting directional correction of your airplane. RULE: Straight flight thru' level flight!

### • ADDED SAFETY

Aero-Trim provides hands off roll stability so imperative for IFR flight. Enjoy the same comfort of larger airplanes.

### • STOP AUTO-PILOT CROSS CONTROL

Aero-Trim is an essential companion to your auto pilot because it lets you trim your plane completely before engaging your auto devices. Thus, Aero-Trim prevents Auto-pilot Cross Control. Your auto-pilot, being set to hold a heading, will actually fly your plane sideways; more so as your in-flight loads change. Flying sideways wastes fuel and loses airspeed. Aero-Trim also reduces auto-pilot work load and saves costly repairs. RULE: Always trim your airplane before engaging your auto-pilot to get maximum performance.

### • ELIMINATES FATIGUE

Sit back and enjoy your flight — don't fight it. Your Aero-Trim makes it unnecessary to hold that constant pressure on the controls. Fly with professional comfort. RULE: Stay fresh and alert!

### • USED AND RECOMMENDED BY

- Aviation Consumer - Editorialized Twice
- U.S. Border Patrol
- U.S. Park Service
- Fla. Marine Patrol
- Iowa State Highway Patrol
- Civil Air Patrol - U.S. Air Force Aux.
- Selected by the Aliengena C-210 flight around the world via the Soviet Union
- Chosen by Tom Casey for his UASF sponsored around the world seaplane flight (C206)
- Choice of Glassair, Lancair, and all other Homebuilts
- Standard equipment on Lake Amphibians and Tradewinds Turbines Turboprop Beech
- Endorsed by AOPA, Cessna Pilots Assoc., Comanche Society, Aerostar Assoc., Mooney, Ercoupers, Cherokee Pilots Assoc., Capt. Zodiac, Ray Stitts, Lowell Thomas, Jr., Steve Kahn of "Wide World of Flying", and F. Lee Bailey

IT SAVES MORE THAN IT COST

FAA-PMA

**AERO-TRIM, INC.**  
 1130 102nd St.  
 Bay Harbor Islands, FL 33154  
 (305) 864-3336

FIRST CLASS MAIL

TO:

**THIS IS THE AEROTRIM  
 INFORMATION YOU REQUESTED**

FIRST CLASS MAIL

**● FAST AND EASY INSTALLATION**

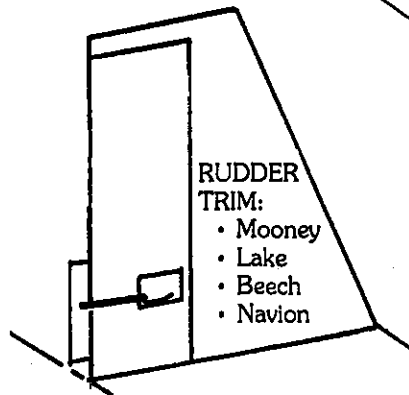
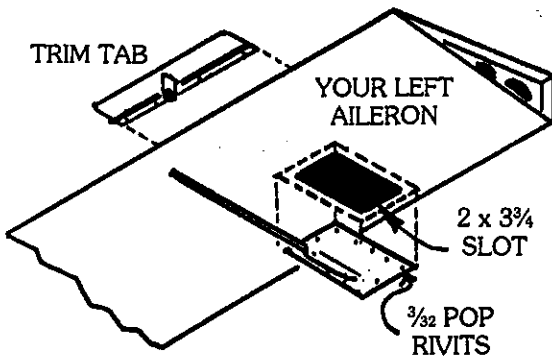
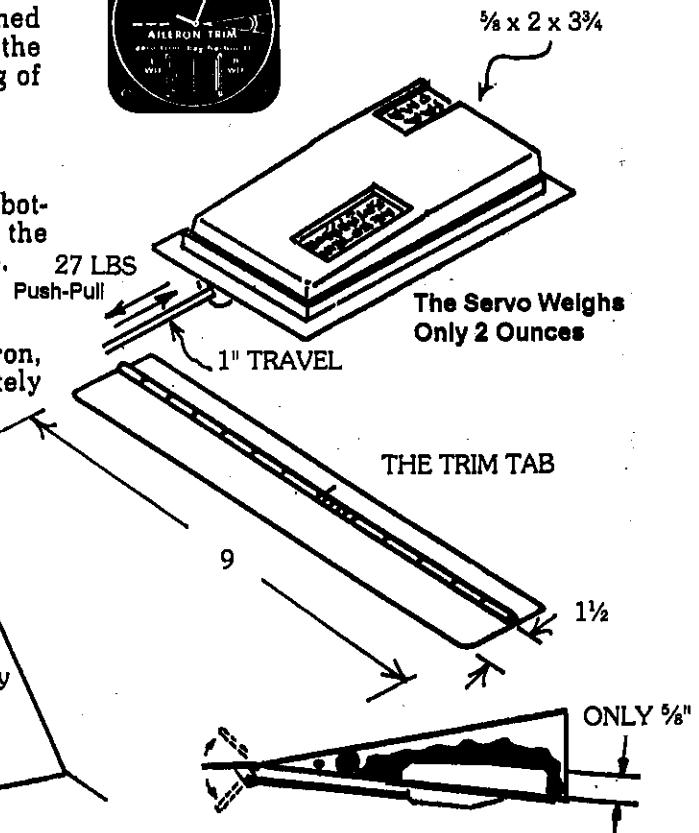
Aero-Trim literally adds a new dimension to your flying comfort and safety. It will install on most aircraft and is designed to fit into a standard 2 1/4" clock hole. The system is feather light, self contained and reliable. Installation is extremely simple. No special skills or tools are required. The average person can install a system in two to four hours.

**● THE AERO-TRIM SYSTEM consists of the following assemblies:**

The **POSITION INDICATOR** displays at a glance the combined positional information of the tab itself, its relative position to the aileron and the effect the tab will have on the directional heading of your airplane.

The **ACTUATOR** inserts through a small 2X3 3/4 opening cut in the bottom skin of the left aileron. The Actuator is then enclosed inside the aileron with only the base outside acting as a flush doubler plate.

The **TRIM TAB** itself simply affixes to the trailing edge of the aileron, and is aligned with and connected to the Actuator. The tab is infinitely adjustable to assure optimum performance and results.



**FAA APPROVED FOR**

CESSNA	ALL MODELS FROM 140A THRU 337	NAVION	ALL S.E. MODELS RUDDER & AILERON TRIM AVAILABLE
PIPER	PA23,24,28,30,32,34,39,44 INCLUDING T-TAILS	BEECH	ALL V-TAIL BONANZAS & DEBONAIRS
GRUMMAN	AA1's, AAS, AASA, AA5B, AG5B	ERCOUPE	ALL MODELS
MOONEY	ALL METAL WING MODELS INCL. M22	ROCKWELL	112,114,114A
LAKE AMPHIBIAN	ALL MODELS. RUDDER & AILERON TRIM AVAILABLE	AEROSTAR	ALL MODELS
		MOONEY	RUDDER TRIM
		MAULE	ALL MODELS

**ASK ABOUT OUR HOMEBUILT SPECIALS!  
 U.S. AND INTERNATIONALLY PATENTED**

**ONLY \$695.**

AERO-TRIM is manufactured by AERO-TRIM, INC.  
 1130 102nd St., Bay Harbor Islands, Florida 33154  
 Phone (305) 864-3336 • Fax (305) 864-5454  
 Norm Smith, Ph.D., President